

- NOTES**
- Do not scale from this drawing. Use figured dimensions only. All dimensions are in metres unless otherwise stated.
 - Drawing is based on OS mapping.
 - Items in grey represent the existing layout and infrastructure unless otherwise indicated.
 - Colours shown in these drawings are indicative and should not be confused with those of finished surfaces.

- KEY**
- Double yellow lines
 - Single yellow line
 - Proposed H-bars
 - Existing Loading Blips (Enforced)
 - Proposed Loading Blips
 - Proposed Sign on existing post
 - Proposed Sign on lighting column
 - Proposed Sign on new post
 - Existing Roadmarking to be removed

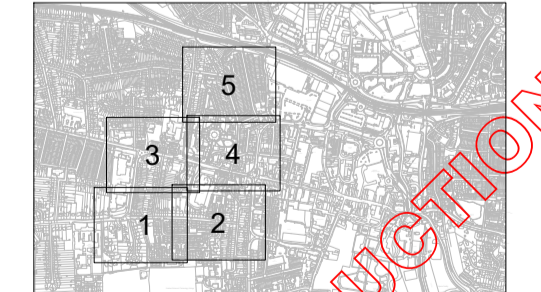
PROJECT MANAGEMENT INITIALS

SAK	WW	HH
DESIGNER	CHECKED	APPROVED

ISSUE/REVISION

P01	XX/XX/XX	CONCEPT DESIGN
I/R	DATE	DESCRIPTION

KEY PLAN



PROJECT NUMBER

60708872

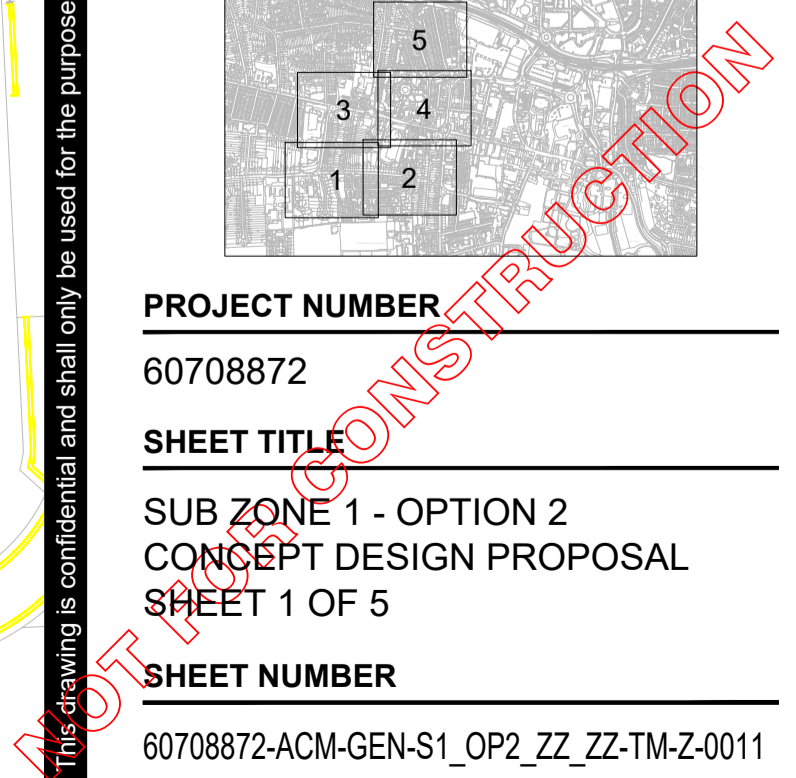
SHEET TITLE

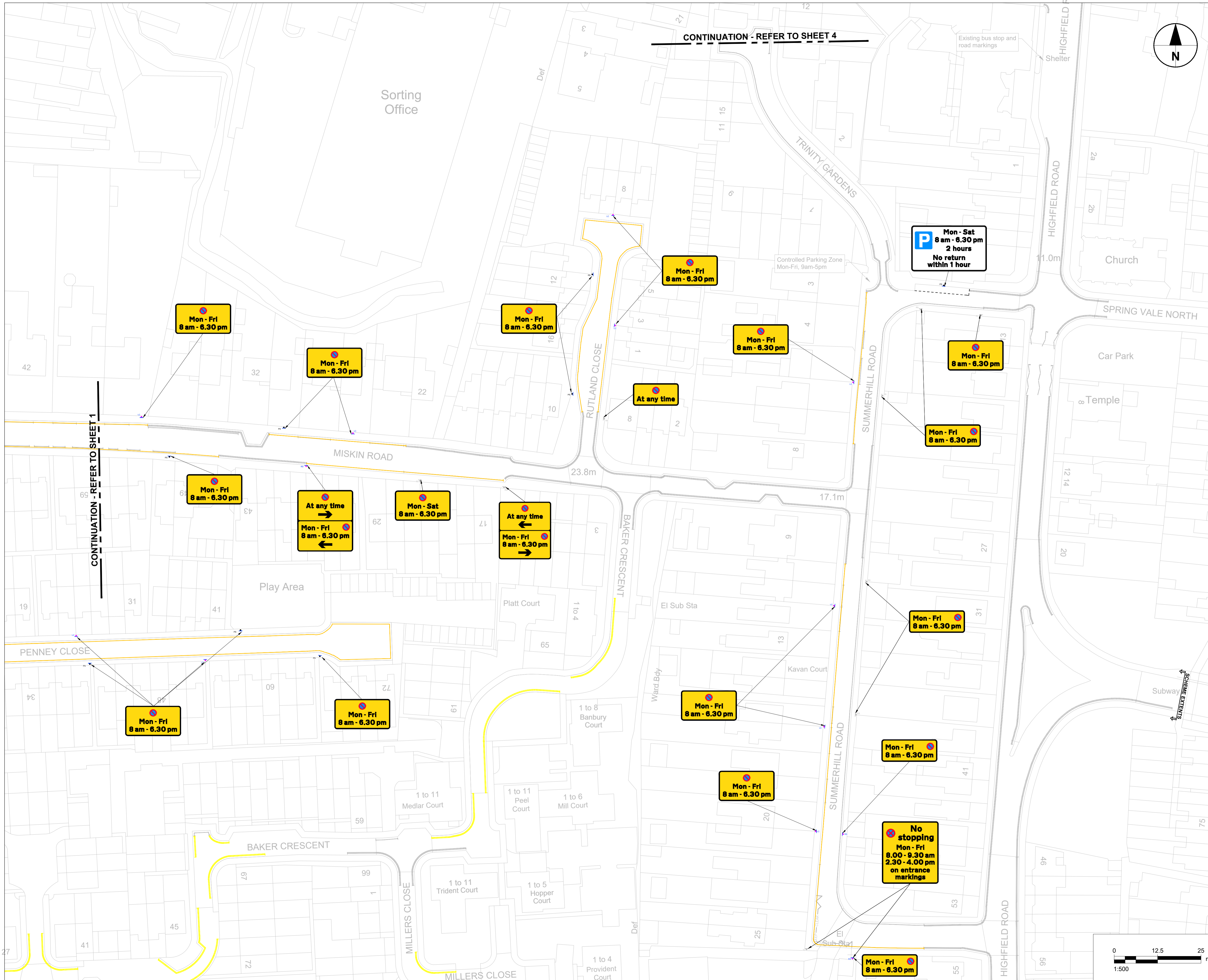
SUB ZONE 1 - OPTION 2
 CONCEPT DESIGN PROPOSAL
 SHEET 1 OF 5

SHEET NUMBER

60708872-ACM-GEN-S1_OP2_ZZ-TM-Z-0011

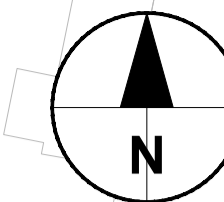
This drawing is confidential and shall only be used for the purpose of this project. The signing of this title block confirms the design and drafting of this project have been prepared and checked in accordance with the AECOM quality assurance system to ISO 9001:2000.





CONTINUATION - REFER TO SHEET 4

CONTINUATION - REFER TO SHEET 1



PROJECT

Dartford Parking Study

CLIENT

DARTFORD BOROUGH COUNCIL

CONSULTANT

AECOM Limited
3rd Floor, Portwall Place
Portwall Lane
Bristol
BS1 6NA
United Kingdom

+44 117 901 7000
www.aecom.com

NOTES

- Do not scale from this drawing. Use figured dimensions only. All dimensions are in metres unless otherwise stated.
- Drawing is based on OS mapping.
- Items in grey represent the existing layout and infrastructure unless otherwise indicated.
- Colours shown in these drawings are indicative and should not be confused with those of finished surfaces.

KEY

- Double yellow lines
- Single yellow line
- Proposed H-bars
- Existing Loading Blips (Enforced)
- Proposed Loading Blips
- Proposed Sign on existing post
- Proposed Sign on lighting column
- Proposed Sign on new post
- Existing Roadmarking to be removed

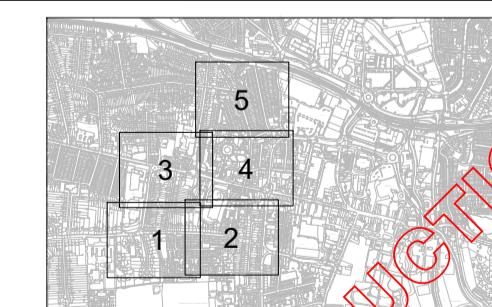
PROJECT MANAGEMENT INITIALS

SAK	WW	HH
DESIGNER	CHECKED	APPROVED

ISSUE/REVISION

NO	DATE	DESCRIPTION
P01	XX/XX/XX	CONCEPT DESIGN
I/R	DATE	DESCRIPTION

KEY PLAN



PROJECT NUMBER

60708872

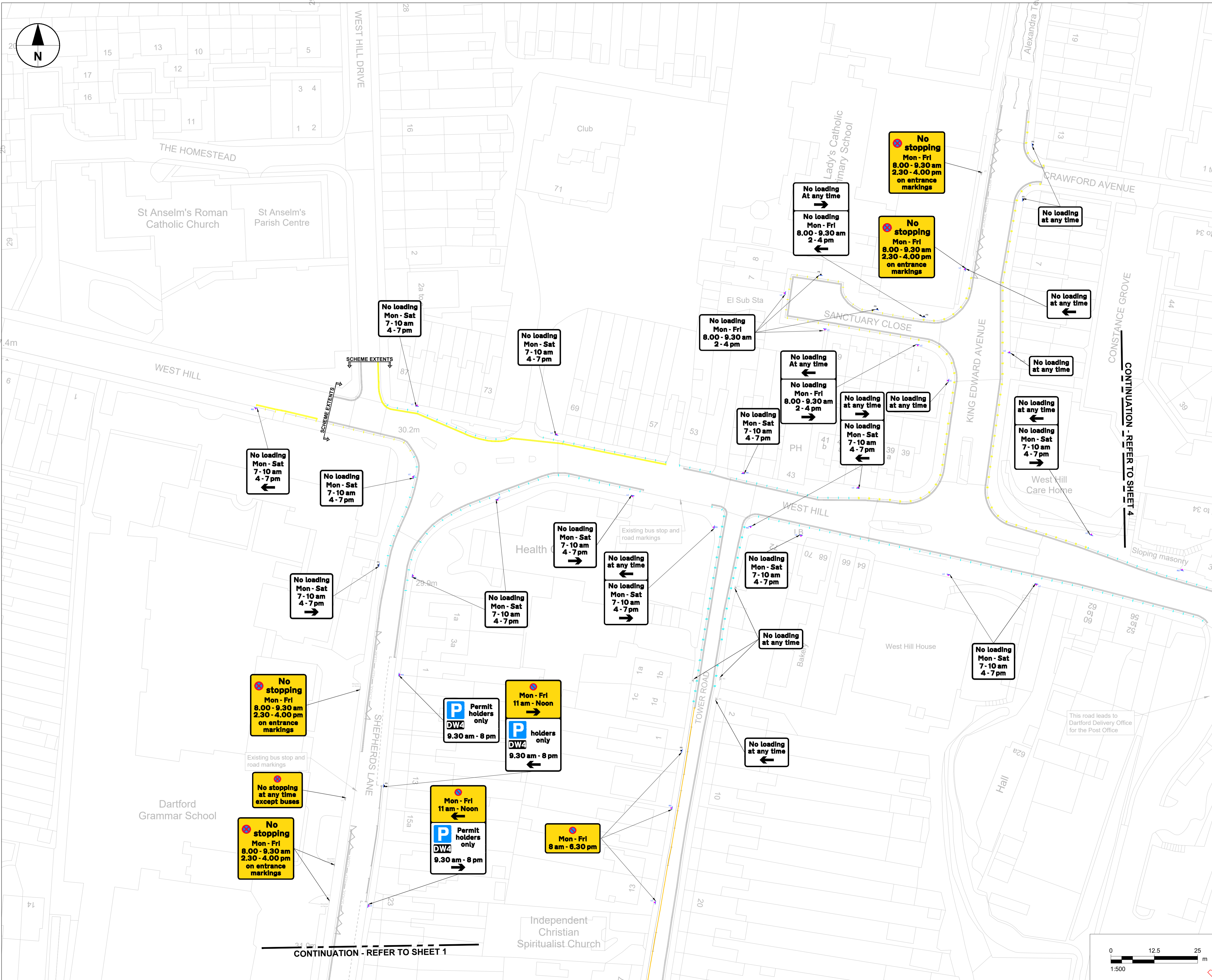
SHEET TITLE

SUB ZONE 1 - OPTION 2
CONCEPT DESIGN PROPOSAL
SHEET 2 OF 5

SHEET NUMBER

60708872-ACM-GEN-S1_OP2_ZZ-TM-Z-0012

This drawing is confidential and shall only be used for the purpose of this project. The signing of this title block confirms the design and drafting of this project have been prepared and checked in accordance with the AECOM quality assurance system to ISO 9001:2000.



- NOTES**
- Do not scale from this drawing. Use figured dimensions only. All dimensions are in metres unless otherwise stated.
 - Drawing is based on OS mapping.
 - Items in grey represent the existing layout and infrastructure unless otherwise indicated.
 - Colours shown in these drawings are indicative and should not be confused with those of finished surfaces.

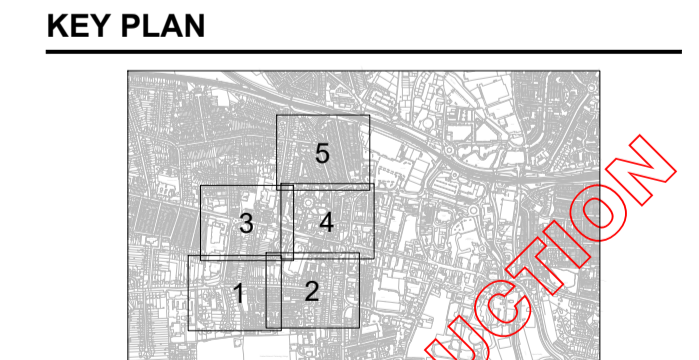
- KEY**
- Double yellow lines
 - Single yellow line
 - Proposed H-bars
 - Existing Loading Blips (Enforced)
 - Proposed Loading Blips
 - Proposed Sign on existing post
 - Proposed Sign on lighting column
 - Proposed Sign on new post
 - Existing Roadmarking to be removed

PROJECT MANAGEMENT INITIALS

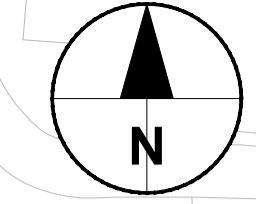
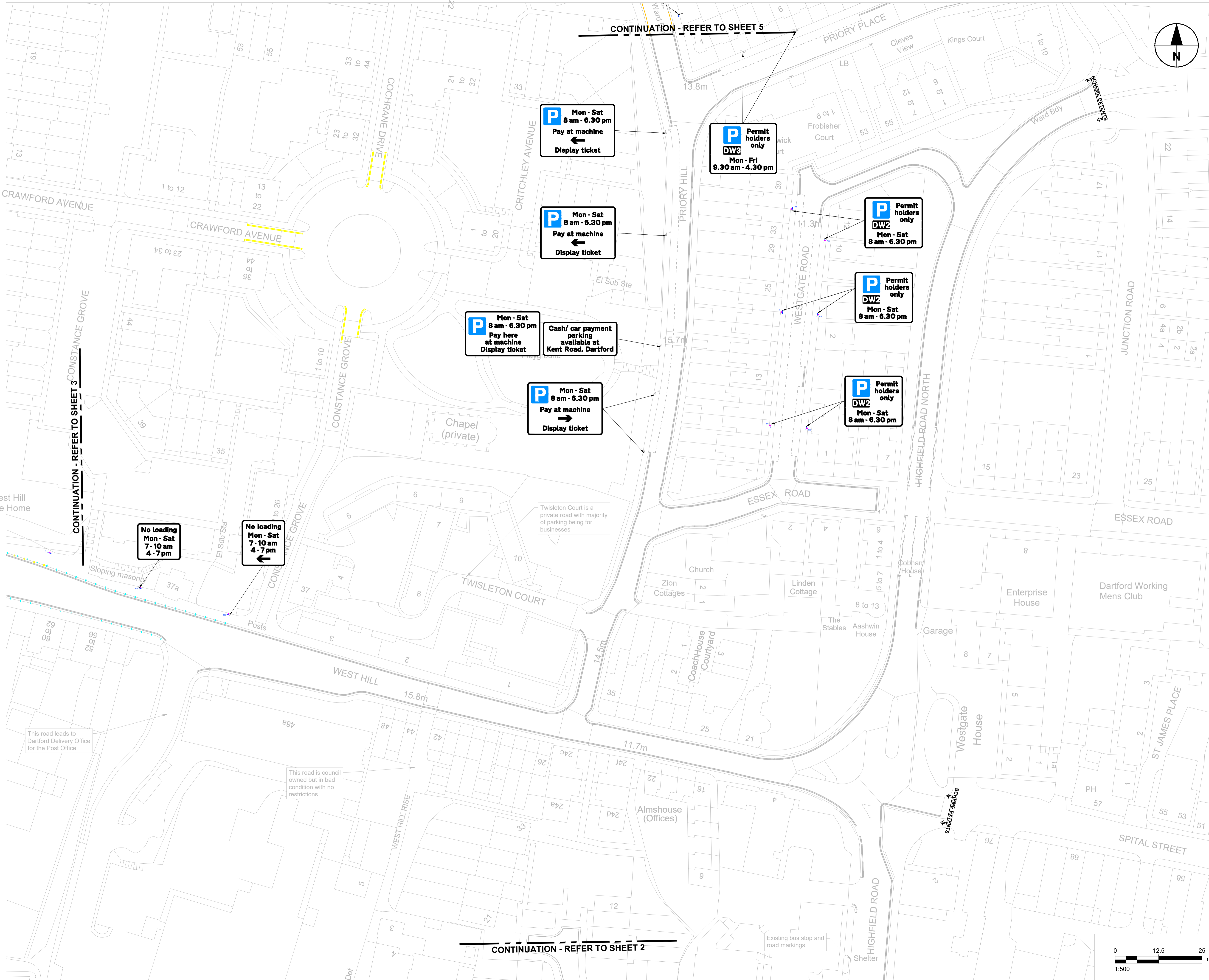
SAK	WW	HH
DESIGNER	CHECKED	APPROVED

ISSUE/REVISION

I/R	DATE	DESCRIPTION
P01	XX/XX/XX	CONCEPT DESIGN



This drawing is confidential and shall only be used for the purpose of this project. The signing of this title block confirms the design and drafting of this project have been prepared and checked in accordance with the AECOM quality assurance system to ISO 9001:2000.



- NOTES**
- Do not scale from this drawing. Use figured dimensions only. All dimensions are in metres unless otherwise stated.
 - Drawing is based on OS mapping.
 - Items in grey represent the existing layout and infrastructure unless otherwise indicated.
 - Colours shown in these drawings are indicative and should not be confused with those of finished surfaces.

- KEY**
- Double yellow lines
 - Single yellow line
 - Proposed H-bars
 - Existing Loading Blips (Enforced)
 - Proposed Loading Blips
 - Proposed Sign on existing post
 - Proposed Sign on lighting column
 - Proposed Sign on new post
 - Existing Roadmarking to be removed

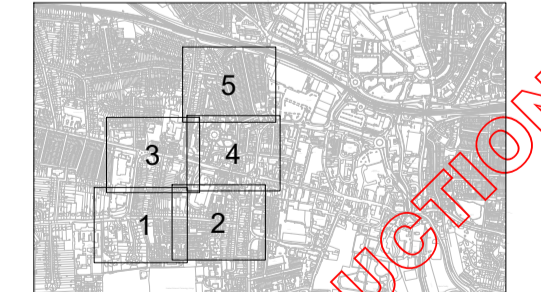
PROJECT MANAGEMENT INITIALS

SAK	WW	HH
DESIGNER	CHECKED	APPROVED

ISSUE/REVISION

P01	XX/XX/XX	CONCEPT DESIGN
I/R	DATE	DESCRIPTION

KEY PLAN



PROJECT NUMBER

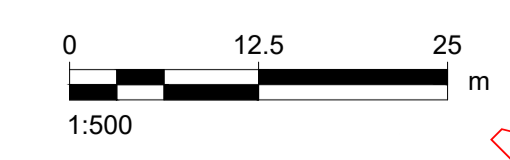
60708872

SHEET TITLE

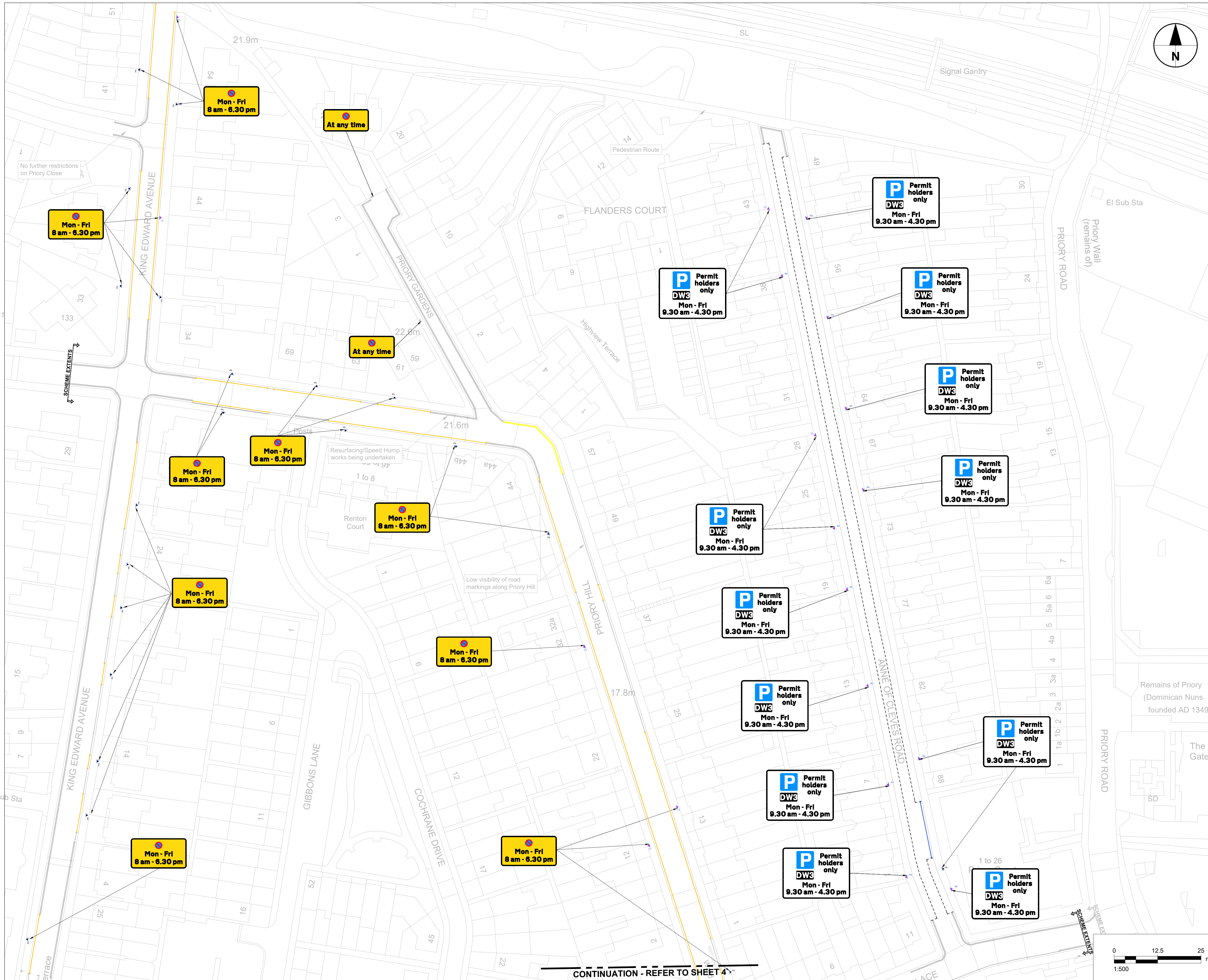
SUB ZONE 1 - OPTION 2
 CONCEPT DESIGN PROPOSAL
 SHEET 4 OF 5

SHEET NUMBER

60708872-ACM-GEN-S1_OP2_ZZ-TM-Z-0014



This drawing is confidential and shall only be used for the purpose of this project. The signing of this title block confirms the design and drafting of this project have been prepared and checked in accordance with the AECOM quality assurance system to ISO 9001:2000.



CONTINUATION - REFER TO SHEET 4

- NOTES**
- Do not scale from this drawing. Use figured dimensions only. All dimensions are in metres unless otherwise stated.
 - Drawing is based on OS mapping.
 - Items in grey represent the existing layout and infrastructure unless otherwise indicated.
 - Colours shown in these drawings are indicative and should not be confused with those of finished surfaces.

- KEY**
- Double yellow lines
 - Single yellow line
 - Proposed H-bars
 - Existing Loading Blips (Enforced)
 - Proposed Loading Blips
 - Proposed Sign on existing post
 - Proposed Sign on lighting column
 - Proposed Sign on new post
 - Existing Roadmarking to be removed

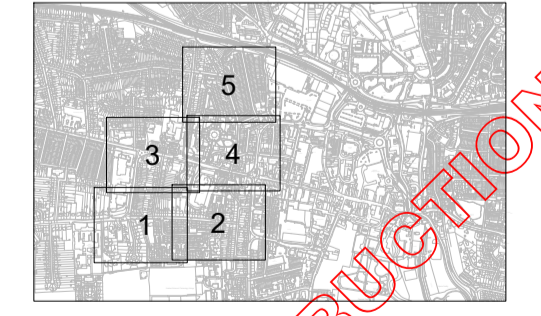
PROJECT MANAGEMENT INITIALS

SAK	WW	HH
DESIGNER	CHECKED	APPROVED

ISSUE/REVISION

P01	XX/XX/XX	CONCEPT DESIGN
I/R	DATE	DESCRIPTION

KEY PLAN



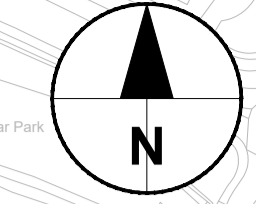
PROJECT NUMBER
60708872

SHEET TITLE
SUB ZONE 1 - OPTION 2
CONCEPT DESIGN PROPOSAL
SHEET 5 OF 5

SHEET NUMBER
60708872-ACM-GEN-S1_OP2_ZZ_TM-Z-0015

This drawing is confidential and shall only be used for the purpose of this project. The signing of this title block confirms the design and drafting of this project have been prepared and checked in accordance with the AECOM quality assurance system to ISO 9001:2000.

- Anne of Cleves Road
- Bakers Crescent
- Cochrane Drive
- Constance Grove
- Crawford Avenue
- Dartford road
- Essex Road
- Gibbons Lane
- Highfield road
- Instone Road
- King Edward Avenue
- Millers Close
- Miskin Road
- Pencroft Drive
- Penney Close
- Priory Close
- Priory Gardens
- Priory Hill
- Priory place
- Rutland Close
- Sanctuary Close
- Shepherds Lane
- Summerhill Road
- Tower road
- Trinity Gardens
- Twisleton Court
- West Hill
- West Hill Rise
- Westgate road
- Wyvern Close



PROJECT
Dartford Parking Study

CLIENT
DARTFORD BOROUGH COUNCIL

CONSULTANT
AECOM Limited
3rd Floor, Portwall Place
Portwall Lane
Bristol
BS1 6NA
United Kingdom

+44 117 901 7000
www.aecom.com

- NOTES**
- Do not scale from this drawing. Use figured dimensions only. All dimensions are in metres unless otherwise stated.
 - Drawing is based on OS mapping.
 - Items in grey represent the existing layout and infrastructure unless otherwise indicated.
 - Colours shown in these drawings are indicative and should not be confused with those of finished surfaces.

- KEY**
- Double yellow lines
 - Single yellow line
 - Proposed H-bars
 - Existing Loading Blips (Enforced)
 - Proposed Loading Blips
 - Proposed Sign on existing post
 - Proposed Sign on lighting column
 - Proposed Sign on new post
 - Existing Roadmarking to be removed

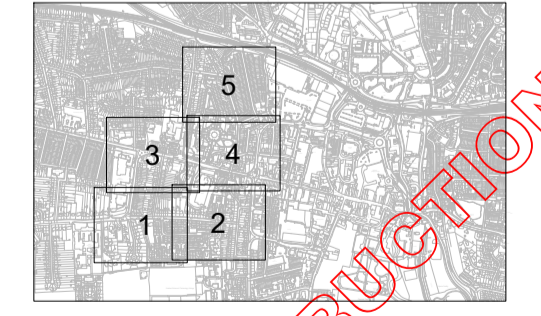
PROJECT MANAGEMENT INITIALS

SAK	WW	HH
DESIGNER	CHECKED	APPROVED

ISSUE/REVISION

P01	XX/XX/XX	CONCEPT DESIGN
I/R	DATE	DESCRIPTION

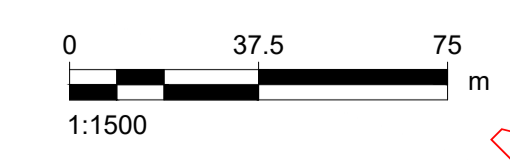
KEY PLAN



PROJECT NUMBER
60708872

SHEET TITLE
SUB ZONE 1 - OPTION 2
CONCEPT DESIGN PROPOSAL
OVERVIEW

SHEET NUMBER
60708872-ACM-GEN-S1_OP2_ZZ_TM-Z-0016



This drawing is confidential and shall only be used for the purpose of this project. The signing of this title block confirms the design and drafting of this project have been prepared and checked in accordance with the AECOM quality assurance system to ISO 9001-2000.

